

HOUSING GUIDE

Your student accommodation abroad!



1

Start searching as soon as possible !

As soon as you know your destination and even before it is assigned to you, search and compare all available verified options online.

You have sites like [Erasmus Play](#) at your disposal to compare prices and options.

2

Know your budget

It is essential to **know in advance your budget** and the costs you will have to cover each month of the year, so that you can **choose accommodation that you can afford** as it will be your main source of expenses.

The first month you will have to pay:

- the first month's rent,
- the deposit,
- the booking fee, if applicable.

The rest of the year:

- your monthly rent,
- electricity / gas and internet bills if they are not included in the rent,
- other costs not related to accommodation: studies, transport, food expenses, entertainment, etc.

Don't forget you can ask for the Erasmus grant!

How to apply ?

Even if grants are a great help to get off on the right foot, it is advisable to carefully **anticipate** your budget, as it **can vary a lot depending on the destination**.



3

Understand the rental process

Renting in most European countries is very similar: you agree on the **monthly payment** with the landlord and sign a **rental contract**. You pay the first month and a deposit. Through this simple process in many countries the accommodation is now rented to you.



Additionally, in countries like France and Germany you will need a Guarantor (a person who earns 3 times the price of your rent and guarantees to pay for you in case you are unable to pay).

Some accommodation platforms or some companies can stand in as Guarantor for you for free or for a low subscription price.

In Germany, the landlords might even want to interview you and ask to prove that you are a student.

BEWARE OF SCAMS!

Don't trust anything that is too good to be true, very cheap prices for incredible location and nice accommodation.



Use google maps to check **how far** the accommodation is from your place of studies.



Search only on **verified and secure platforms**, where there is a granted protection for you.



Be sceptical of landlords asking you to send money to their account or through Western Union. **Always try to use a safe platform to book.**



Try your best to **visit the accommodation** in person or know that it is **verified** before making any payments.



Insist on doing a **video call** with the landlord to view the flat if there is no other verification process available.



If the **landlord is never available or is outside the country**, be sceptical, it might be a fraud.

WHICH TYPE OF ACCOMMODATION IS RIGHT FOR YOU ?



SHARED APARTMENT

- Cheap
- Social life
- Shared chores
- Easy friendship



PRIVATE STUDIO

- Independent
- Expensive
- Less social life
- Few options



STUDENT RESIDENCE

- Expensive
- Social life
- Strict rules
- Support



HOMESTAY

- Cultural lessons
- Less freedom
- Strict rules
- Less social life

Analyse each housing option with its advantages and disadvantages to choose the most suitable type of housing for your lifestyle and needs.

You can also read our blog article about it : [Student flat or hall of residence: which is the best option?](#)

IMPORTANT CRITERIAS



Interior vs Exterior light

Do you want to have direct sunlight or to use artificial light every day?



Furniture & Appliances

You are only going to stay for some months. Having it furnished is the best option as not to spend more money.



Transport

How far is it from your place of study/the city centre ? Is there good public transport connections? Is it a good neighbourhood?



Quiet vs Active Areas

Is it a good neighbourhood or is it an active one where you can not get a good night sleep?



TIPS FOR LIVING WITH FLATMATES



Choose flatmates with a similar lifestyle to yours: Choose someone who is similar to you in terms of order, schedules, parties, ...



Organise the housework: it is important that you divide up the tasks as soon as possible. Making a common calendar can help!



Share common expenses: Some rents don't include common expenses such as internet or heating.



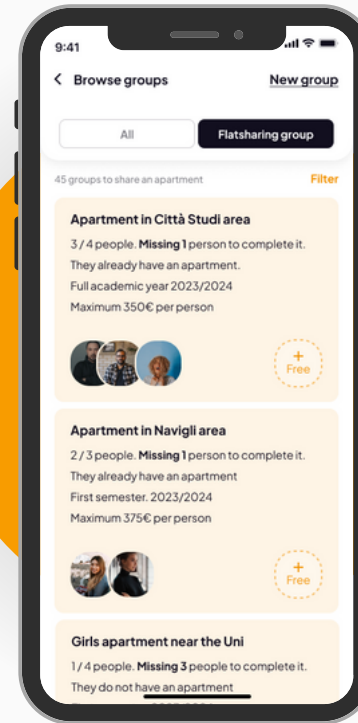
Respect the privacy of your roommates: The bedroom is the most important space for privacy in the house.



Let them know when someone is visiting you: Try to not bother your flatmates with parties or meetings when they want to study or sleep.



Make plans together: To improve your relationship with your flatmates, there is nothing better than making plans together!



DOWNLOAD THE APP AND FIND YOUR FUTURE FLATMATES!





UNDERSTAND YOUR CONTRACT

1

Monthly rent

Ask the landlord if the monthly rent is going to be the same every month. As it might vary from month to month.

2

Housing expenses

Are the utility bills (internet, water, electricity) included in the monthly price or will you have to pay for it at the end of each month? If so, how much can it be approximately?

3

Duration of contract

Does the lease match the period of your stay? If not, make sure you can leave the accommodation before the date indicated, and find out how long the notice period is.

4

Rules and regulations

Know the rules of the accommodation that you should abide.

5

Deposit & Commissions

Depending on who you are renting with, you might have to pay a booking fee or administration one time fee. Know the amount too.

What's a deposit?

The deposit is a **guarantee** which will be **given back** to you after your stay if you leave the accommodation in the **same condition as it was when you entered**.

The deposit is usually 1 or 2 times the first month rent.

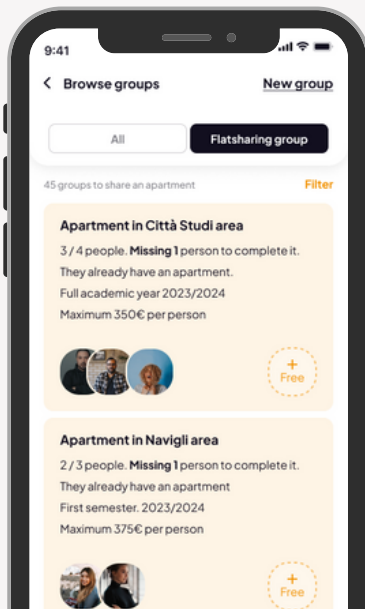
WHERE ARE YOU HEADED?



DO YOU WANT TO...

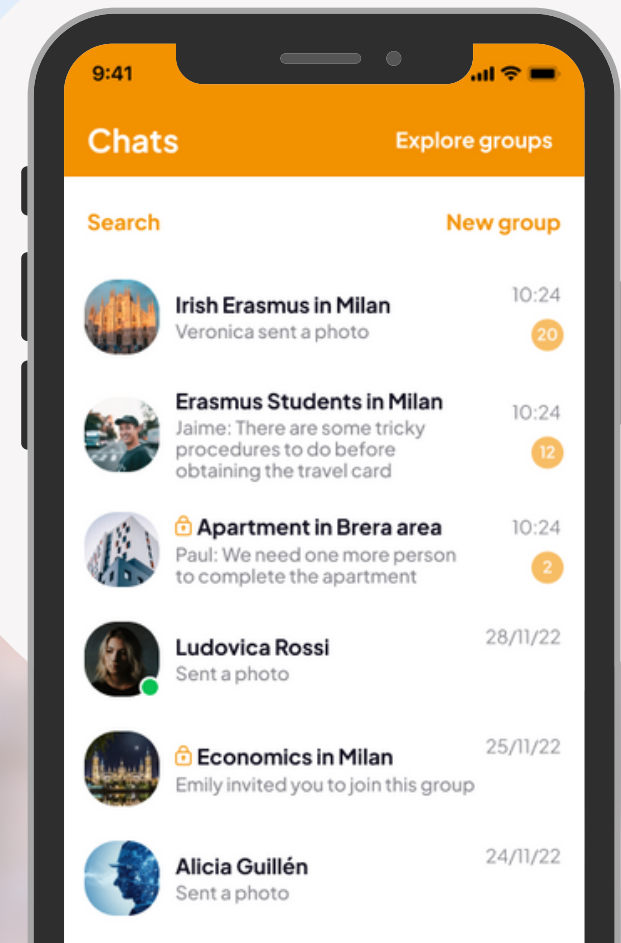
Meet other
Erasmus students
before your arrival

Find roommates in
your Erasmus
destination



JOIN THE ERASMUS COMMUNITY!

DOWNLOAD THE APP



**ENJOY YOUR
STUDIES ABROAD!**

It's going to be one of the best
years of your life!



Follow us on social media so you
don't miss a thing!



@erasmusplay

@erasmusplay

***"Erasmus is
not just one
year in your
life, but your
life in one
year."***