



Open Research Data & DMPs

Sarah Jones

Digital Curation Centre, Glasgow

sarah.jones@glasgow.ac.uk

Twitter: @sjDCC

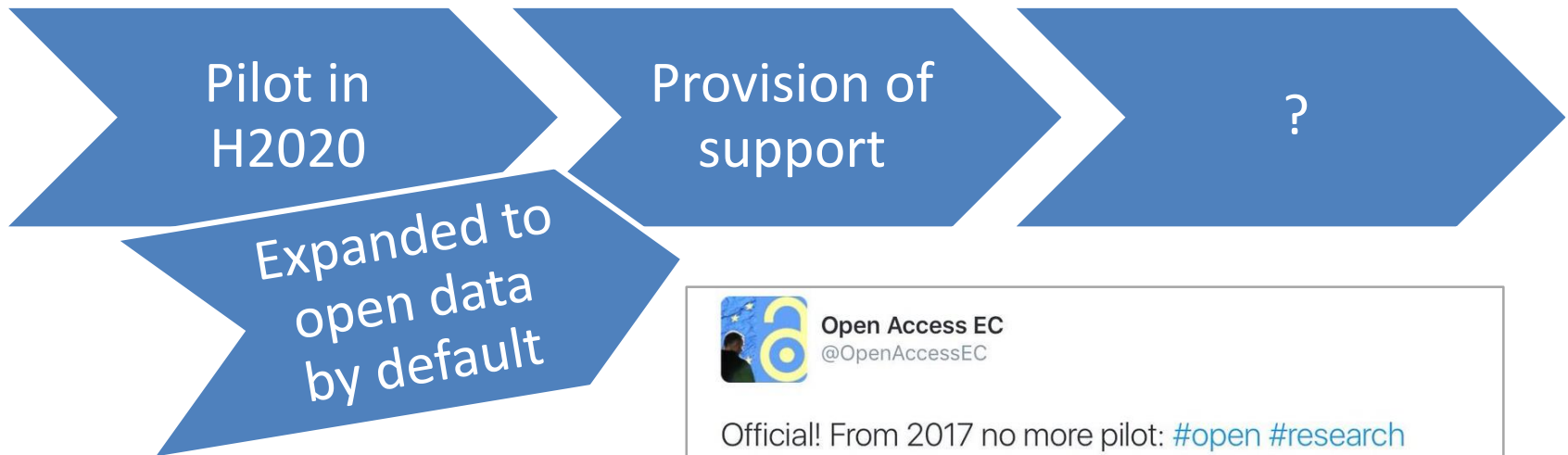


H2020 Open Research Data Pilot

H2020 open data pilot

Guidelines on FAIR Data Management in Horizon 2020

http://ec.europa.eu/research/participants/data/ref/h2020/grants_manual/hi/oa_pilot/h2020-hi-oa-data-mgt_en.pdf



Open Access EC
@OpenAccessEC

Official! From 2017 no more pilot: [#open #research #data](#) will become the rule (with opt out) ec.europa.eu/digital-single...


The Commission will make **open research data** the default option, while ensuring **opt-outs**, for all new projects of the Horizon 2020 programme.

As of 2017

19/04/16 12:17

What is FAIR?

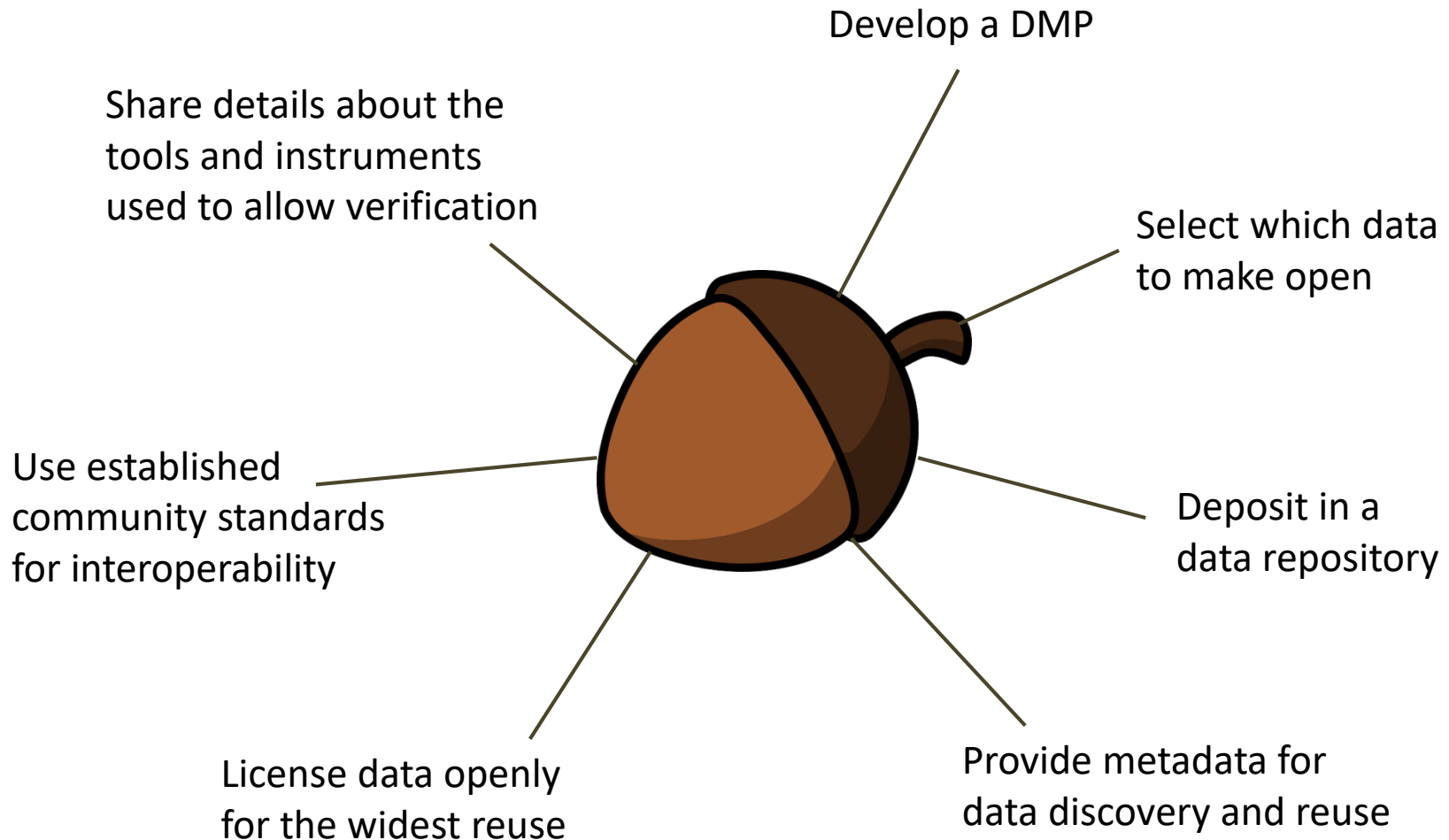
A set of principles that describe the attributes data need to have to enable and enhance reuse, by humans and machines





**Approach:
as open as possible,
as closed as
necessary**

Requirements in a nutshell



RESEARCH DATA - OPEN BY DEFAULT

Projects must have



Provides information on:




the data the research
will generate



how to ensure its
curation, preservation and
sustainability



what parts of that data
will be open (and how)



Data Management Planning

What is a DMP?

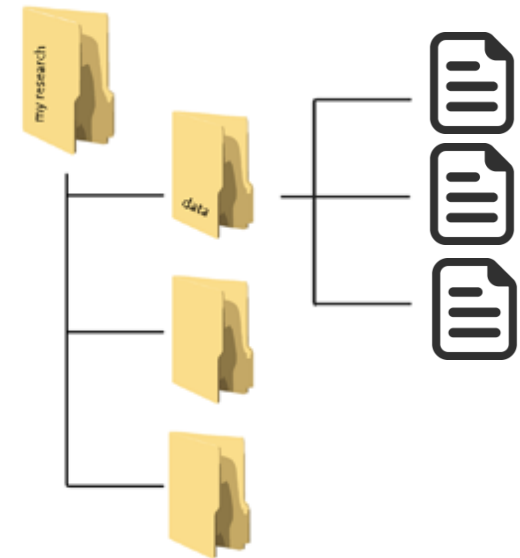
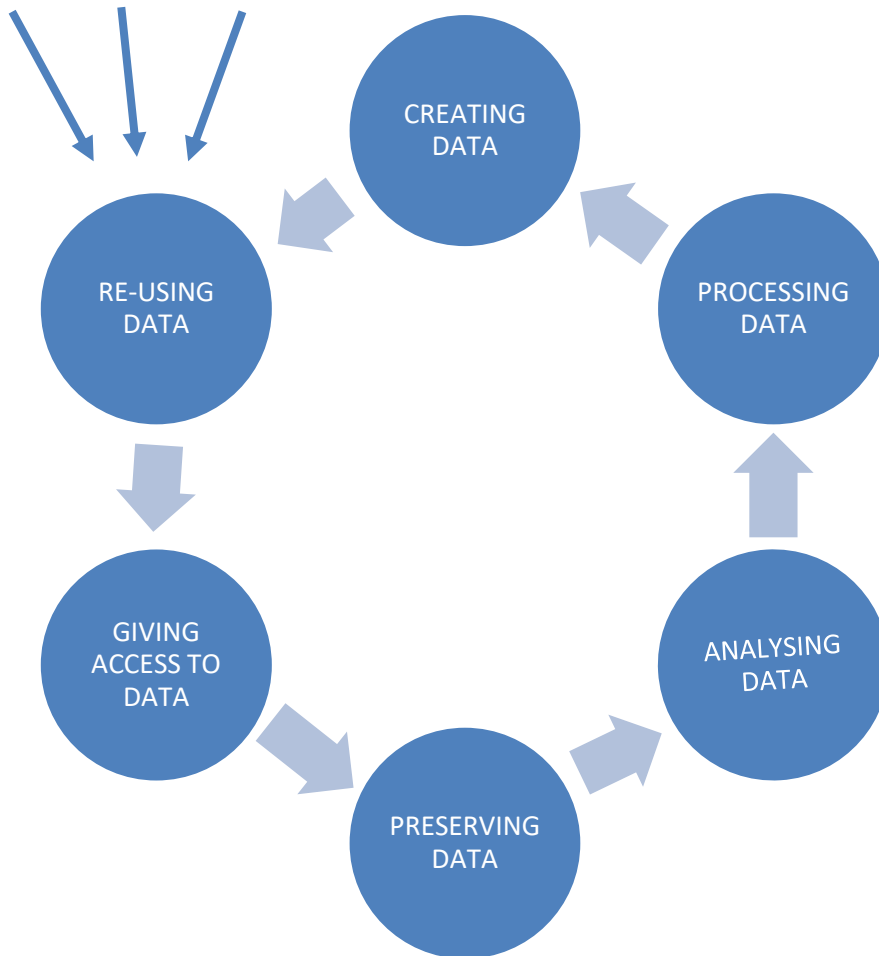
A DMP is a brief plan to define:

- how the data will be created
- how it will be documented
- who will be able to access it
- where it will be stored
- who will back it up
- whether (and how) it will be shared & preserved

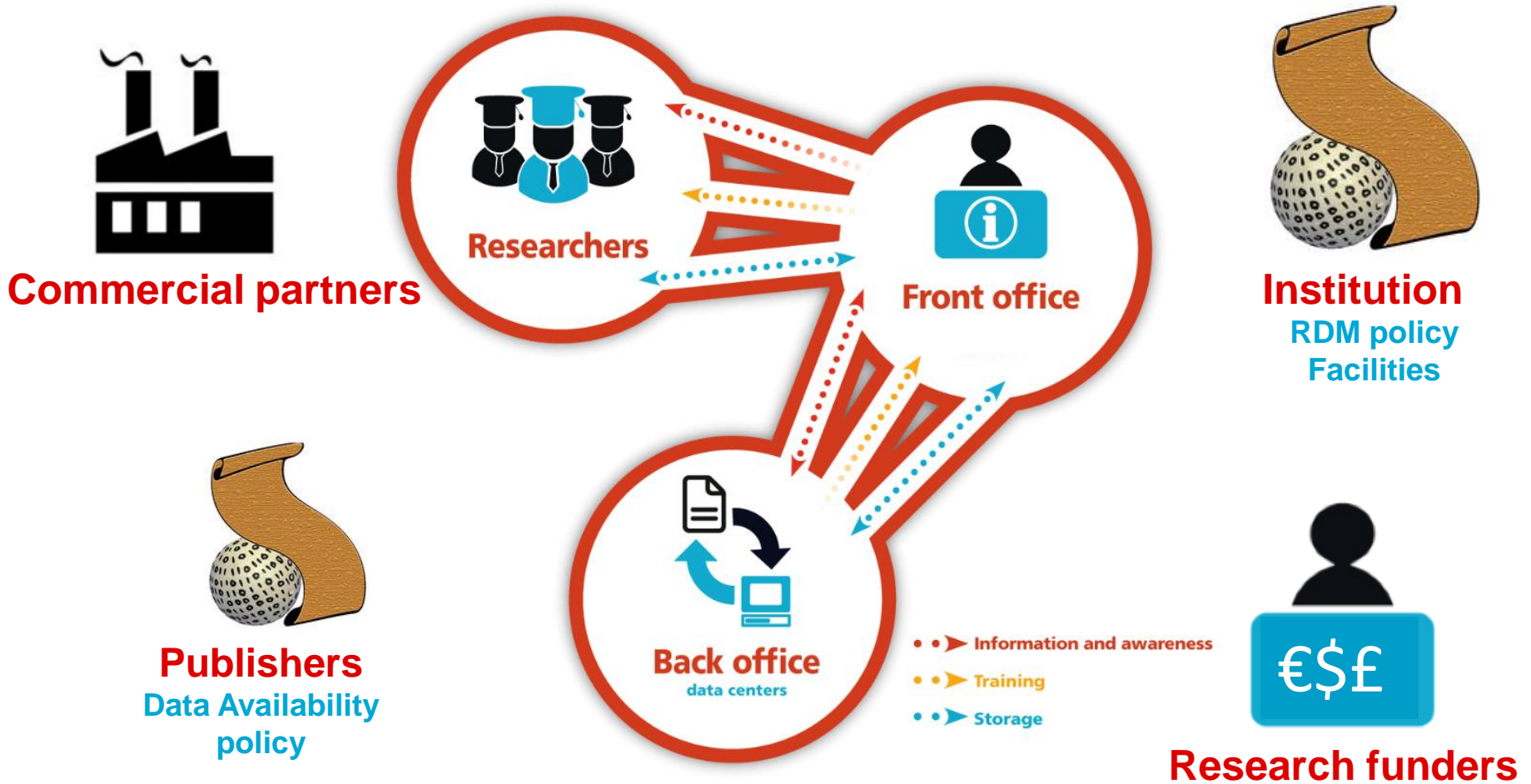
DMPs are often submitted as part of grant applications, but are useful whenever researchers are creating data.

Planning trick 1: think backwards

What data organisation would a re-user like?



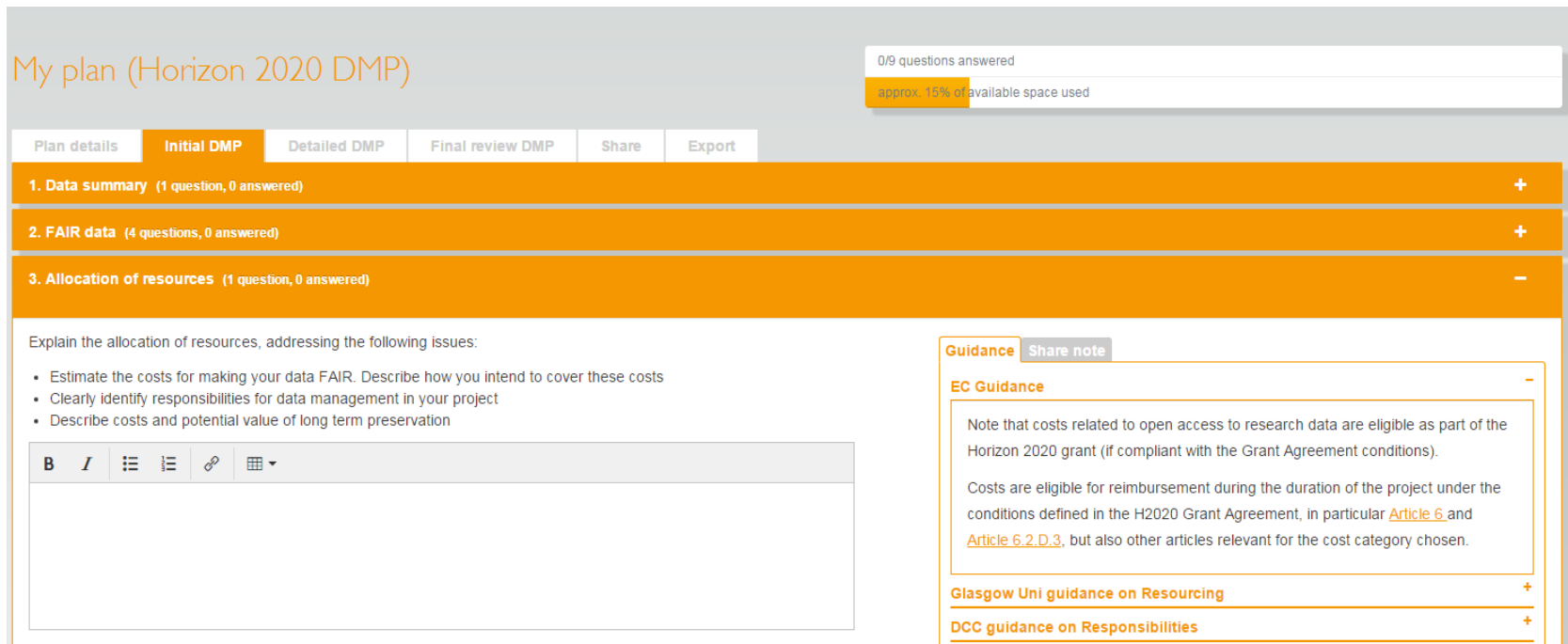
Planning trick 2: include RDM stakeholders



What is DMPonline?

A web-based tool to help researchers write DMPs

Includes a template for Horizon 2020



The screenshot displays the DMPonline interface for a Horizon 2020 DMP. At the top left, it says "My plan (Horizon 2020 DMP)". On the right, a progress bar shows "0/9 questions answered" and "approx. 15% of available space used". Below this is a navigation menu with tabs: "Plan details", "Initial DMP" (selected), "Detailed DMP", "Final review DMP", "Share", and "Export".

The main content area is divided into three sections:

- 1. Data summary** (1 question, 0 answered) - expanded
- 2. FAIR data** (4 questions, 0 answered) - collapsed
- 3. Allocation of resources** (1 question, 0 answered) - collapsed

The "Allocation of resources" section is currently active, showing the instruction: "Explain the allocation of resources, addressing the following issues:"

- Estimate the costs for making your data FAIR. Describe how you intend to cover these costs
- Clearly identify responsibilities for data management in your project
- Describe costs and potential value of long term preservation

Below the instructions is a rich text editor with a toolbar containing icons for bold (B), italic (I), bulleted list, numbered list, link, and table. The editor area is currently empty.

On the right side of the "Allocation of resources" section, there is a "Guidance" panel with a "Share note" button. It contains the following text:

EC Guidance

Note that costs related to open access to research data are eligible as part of the Horizon 2020 grant (if compliant with the Grant Agreement conditions).

Costs are eligible for reimbursement during the duration of the project under the conditions defined in the H2020 Grant Agreement, in particular [Article 6](#) and [Article 6.2.D.3](#), but also other articles relevant for the cost category chosen.

Below the EC Guidance, there are two more guidance items:

- Glasgow Uni guidance on Resourcing**
- DCC guidance on Responsibilities**

<https://dmponline.dcc.ac.uk>

Options for unis to customise DMPonline

The screenshot shows the DMPonline interface for the University of Edinburgh. The header includes the university logo and navigation links: View plans, Create plan, About, Roadmap, and Help. The user is signed in as Sarah Jones. The main content area displays 'My plan (UoE Data Management Plan)' with a progress bar indicating 0/10 questions answered and approximately 25% of available space used. Below this, there are tabs for Plan details, Default UoE plan, Share, and Export. The 'Data Capture' section (2 questions, 0 answered) is expanded, showing a question: 'How will the data be documented to ensure it can be understood?'. An example answer is provided, detailing metadata tagging in XML using the Data Documentation Initiative (DDI) format. A 'Guidance' section is also visible, providing UoE guidance on producing good documentation and metadata. The interface includes a rich text editor with a toolbar and a 'Save' button. A 'Not answered yet' status is shown for the question.

Organisations can:

- Add their own template(s)
- Customise existing funder templates
- Provide example and suggested answers
- Local guidance with links to support and services
- Include their own logo and text in a banner
- Review basic statistics
- ...

Key differences in H2020

- The Commission does NOT require applicants to submit a DMP at the proposal stage. It's a deliverable (due by month 6).
- A DMP is therefore NOT part of the evaluation
- Optional section on data management in proposal is worth doing, especially to help justify costs
- A DMP is a living or “active” document that should be updated whenever important changes occur (or at review times)
- DMPs available online are typically quite long, but don't necessarily have to be

H2020 template

1. Data summary
2. FAIR data
 - 2.1 Making data findable, including provisions for metadata
 - 2.2 Making data openly accessible
 - 2.3 Making data interoperable
 - 2.4 Increase data re-use (through clarifying licences)
3. Allocation of resources
4. Data security
5. Ethical aspects
6. Other issues

http://ec.europa.eu/research/participants/data/ref/h2020/grants_manual/hi/oa_pilot/h2020-hi-oa-data-mgt_en.pdf

Reviewing DMPs in H2020

- DMPs are a deliverable, checked primarily by project officers and in some cases external reviewers too
- Guidelines are being developed to give reviewers pointers on what to check. These are based on the template.
- The reviewer has access to the full project documentation
- Process is only just evolving and this is a pilot so feedback may be variable initially





Making data open

How to make data open?



<https://okfn.org>

1. Choose your dataset(s)

- What can you may open? You may need to revisit this step if you encounter problems later.

2. Apply an open license

- Determine what IP exists. Apply a suitable licence e.g. CC-BY

3. Make the data available

- Provide the data in a suitable format. Use repositories.

4. Make it discoverable

- Post on the web, register in catalogues...

License research data openly

Horizon 2020 guidelines point to:



or



CREATIVE COMMONS LICENSES		COPY & PUBLISH	ATTRIBUTION REQUIRED	COMMERCIAL USE	MODIFY & ADAPT	CHANGE LICENSE
	PUBLIC DOMAIN	✓	✗	✓	✓	✓
	CC BY	✓	✓	✓	✓	✓
	CC BY-SA	✓	✓	✓	✓	✗
	CC BY-ND	✓	✓	✓	✗	✗
	CC BY-NC	✓	✓	✗	✓	✓
	CC BY-NC-SA	✓	✓	✗	✓	✗
	CC BY-NC-ND	✓	✓	✗	✗	✗

You can redistribute (copy, publish, display, communicate, etc.)	You have to attribute the original work	You can use the work commercially	You can modify and adapt the original work	You can choose license type for your adaptations of the work.

EUDAT licensing tool

Answer questions to determine which licence(s) are appropriate to use

Do you own copyright and similar rights in your dataset and all its constitutive parts?

Yes

No

Do you allow others to make commercial use of you data?

Yes

No

Creative Commons Attribution (CC-BY)

This is the standard creative commons license that gives others maximum freedom to do what they want with your work.


Public Domain Dedication (CC Zero)

CC Zero enables scientists, educators, artists and other creators and owners of copyright- or database-protected content to waive those interests in their works and thereby place them as completely as possible in the public domain, so that others may freely build upon, enhance and reuse the works for any purposes without restriction under copyright or database law.

<http://ufal.github.io/lindat-license-selector>

Deposit in a data repository

The EC guidelines point to Re3data as one of the registries that can be searched to find a home for data



The screenshot shows the re3data.org website. The logo at the top left reads "re3data.org" with "REGISTRY OF RESEARCH DATA REPOSITORIES" underneath. A navigation bar contains links for Home, Search, Browse, Suggest, FAQ, About, Schema, Contact, and Imprint. Below the navigation bar is a search section titled "Search for Repositories (677 Reviewed Repositories)". It features a search input field and three filter sections: "Subject" with an "Add subjects" dropdown, "Content Type" with an "Add content types" dropdown, and "Country (of the res)" with an "Add countries" dropdown. Below these filters are four checkboxes: "Certificates" (checked), "Open Access" (unchecked), "PI Persistent Identifier" (unchecked), and "Include Repositories not yet reviewed by re" (checked).

<http://service.re3data.org/search>



[www.fosteropenscience.eu
/content/re3data-demo](http://www.fosteropenscience.eu/content/re3data-demo)

How to select a repository?

- Look for provision from your community, university, publisher, funder etc
- Check they match your particular data needs: e.g. formats accepted; mixture of Open and Restricted Access.
- See if they provide guidance on how to cite the deposited data.
- Do they assign a persistent & globally unique identifier for sustainable citations and to links back to particular researchers and grants?
- Look for certification as a *'Trustworthy Digital Repository'* with an explicit ambition to keep the data available in long term.

www.openaire.eu/opendatapilot-repository



Zenodo

Zenodo is a multi-disciplinary repository that can be used for the long-tail of research data

- An OpenAIRE-CERN joint effort
- Multidisciplinary repository accepting
 - Multiple data types
 - Publications
 - Software
- Assigns a Digital Object Identifier (DOI)
- Links funding, publications, data & software



www.zenodo.org

Choose appropriate file formats

If you want your data to be re-used and sustainable in the long-term, you typically want to opt for open, non-proprietary formats.

Type	Recommended	Avoid for data sharing
Tabular data	CSV, TSV, SPSS portable	Excel
Text	Plain text, HTML, RTF PDF/A only if layout matters	Word
Media	Container: MP4, Ogg Codec: Theora, Dirac, FLAC	Quicktime H264
Images	TIFF, JPEG2000, PNG	GIF, JPG
Structured data	XML, RDF	RDBMS

Further examples:

www.data-archive.ac.uk/create-manage/format/formats-table

Managing and sharing data: a best practice guide



Planning for sharing



Consent and ethics



Copyright



Documenting your data



Formatting your data



Storing your data



Strategies for centres

<http://data-archive.ac.uk/media/2894/managingsharing.pdf>



FOSTER and FOSTER+

Facilitate Open Science Training for European Research

- Network of open access trainers
- Programme of open science courses
- Portal to training materials
- E-learning courses
- Focus on disciplinary materials in FOSTER+

www.fosteropenscience.eu



FOSTER toolkit

What is Open Science?

This introductory module will help you to understand what open science is and why it is something you should care about.



Best Practice

This module introduces policies and other environmental factors that influence good practice in open research.



Open Peer Review (OPR)

This module will introduce you to OPR and let you know how you can get started with it.



Data Protection and Ethics

This module helps you to get to grips with responsible data sharing.



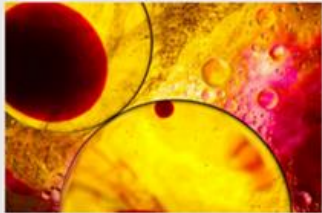
Licensing

This module helps you to find the best license for your open research outputs.



Open Data

In this module, you'll focus on which data you can share and how you can go about doing this most effectively.



OSS and Workflows

This module introduces Open Source Software (OSS) and workflows as an emerging but critical component of Open Science.




Open Innovation

This module will show you how Responsible Research and Innovation is accelerated through Open Science.



Open Access Publishing

This module will help you become skilled in Open Access publication in the wider context of Open Science.



Preprints

This module introduces the practice of sharing preprints and helps you to see how it can support your research.



<https://www.fosteropenscience.eu/toolkit>

Thanks for listening

DCC resources on Data Management

www.dcc.ac.uk/resources

Follow us on twitter:

@digitalcuration and #ukdcc



D|C|C

because good research needs good data